

The World's Most Powerful Subwoofers™

ServoDrive™ BassTech 7 Subwoofer with Revolutionary Patented Technology

- More sound pressure level than any other subwoofer on the market.
- Exceptionally low harmonic distortion, true high fidelity performance.
- Virtually no output loss due to power compression.
- Cleaner, Smoother, Louder – Frequency response: flat to below 28kHz.
- Extraordinarily Efficient – lowest power input for highest SPL output.
- An array of 4 BassTech 7's generates more low-frequency sound than 9-12 conventional vented, dual-driver subwoofers, using a fraction of normal wattage.

How It's Done

Like other ServoDrive loudspeakers, the BassTech 7 Subwoofer utilizes the patented Servo-Motor-Drive concept.



Created by innovative designer, Tom Danley, the Servo-Drive concept maintains its singular position in an industry crowded with me-too products. Instead of using the traditional and limited voice coil magnet arrangement,

all ServoDrive loudspeakers incorporate an advanced DC servo motor and belt driven system.



BassTech 7's
When you want
to create a sonic
flood of audience
excitement!

By removing the voice coil, ServoDrive eliminates voice coil non-linearity and the resulting harmonic distortion. And the exceptional ruggedness of the servo motor enables the BassTech 7 to handle low-frequency peaks without damage or sonic compromise.

Low Power Compression, Low Cabinet Heat, Time-Tested Reliability

Efficiency is boosted by the exclusive ServoDrive power cooling system, which removes heat from the servomotor and effectively eliminates distortion due to power compression. Utilizing a centrifugal blower to draw cooler air across the motor armature while expelling hot air, the power cooling system substantially reduces cabinet heat. The computer modeled, thirteen-ply hardwood enclosures are tough and durable.

Take It From The Users

High Profile Installations: Walt Disney World, Epcot Center, Golden Nugget, Universal Studios, The Mirage Volcano, Buccaneer Bay at Treasure Island, Mt. St. Helens Visitor Center

Superstar Tours: U2, Michael Jackson, Def Leppard, Alabama, Bon Jovi and Tom Petty


Additional Applications: Military – for Apache Helicopter flight training simulators;
Dance Clubs – for those chest-pounding lows dancers love

ServoDrive BassTech 7

Why Use a Servomotor Driven Loudspeaker?

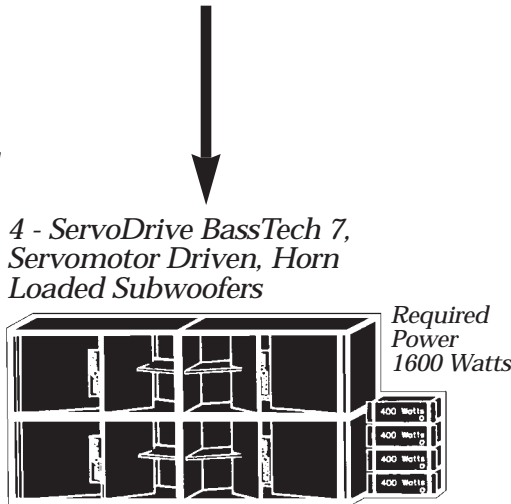
Assume that you need to produce 122dB from 28 Hz to 100 Hz outdoors at ten meters.

Compare This
9 - High Quality Dual 18" Driver, Vented Box Subwoofers



Required Power
5400 Watts

to This

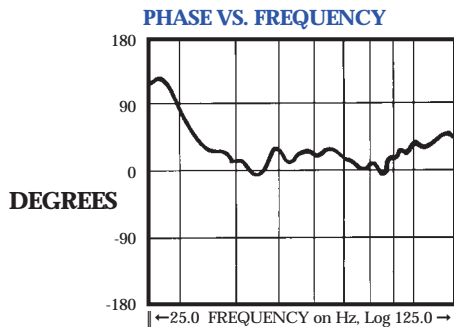
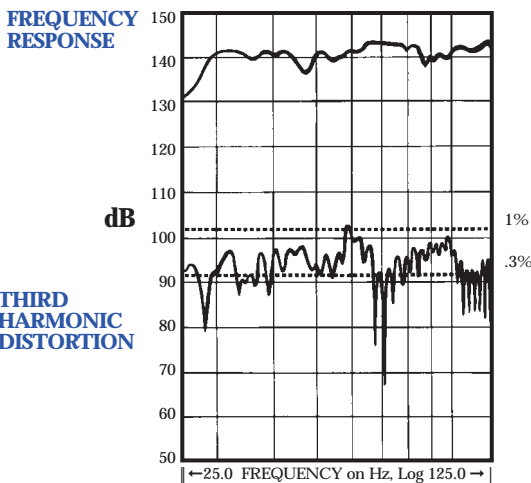


4 - ServoDrive BassTech 7, Servomotor Driven, Horn Loaded Subwoofers

Required Power
1600 Watts

Frontal dimension = 108" x 108"	vs.	Frontal dimension = 45" x 96"
System weight = 2000 lbs.	vs.	System weight = 920 lbs.
Truck packing volume = 189 cu. ft.	vs.	Truck packing volume = 105 cu. ft. (ideal truck pack dimensions)
Amplifier dollars = 4,320.00 (at 80c/watt)	vs.	Amplifier dollars = 1,280.00 (at 80c/watt)
Harmonic distortion = 2% to 20% (typical at full rated power)	vs.	Harmonic distortion = 0.5% AVG. to 1.5% MAX. (measured at full rated power)
Power compression = 4bB to 6dB (typical at full rated power)	vs.	Power compression = LESS THAN 1.5dB (typical at full rated power)
Sound level at ten meters = 122dB (measured at full rated power before power compression)	vs.	Sound level at ten meters = 124.5dB (measured at full rated power)

BassTech 7 measurements (four units @ 40 VRMS @ one meter)



SPECIFICATIONS

Amplifier Capacity:	Continuous Power (per modified AES procedure, 24 hrs.): 400 Watts RMS
	Musical Peak Power Capacity (<15 seconds): 800 Watts RMS
Power Compression:	<1.5 dB at full power after 15 minutes <2 dB at 2x full power after 15 seconds
Nominal Impedance:	@ 4 ohms
Sensitivity (28 to 125 Hz) (1/2 space, groundplane):	2 Units (1W, 1m) 107.5 dB 4 Units (1W, 1m) 110.0 dB
SPL at Full Rated Power (28 to 125 Hz) (1/2 space, groundplane):	2 Units 136 dB 4 Units 142 dB (Peak SPL) (+3 dB)
Low Frequency Corner (-3 dB):	2 Units 30 Hz 4 Units 28 Hz
Distortion, Full Rated Power:	Second Harmonic, 28-125 Hz <1% typical Third Harmonic, 28-125 Hz <1% typical
Radiators:	2"-15" pistons
Maximum Excursion/Driver:	>1" peak-to-peak linear excursion +3dB excursion headroom at 400 watts/30 Hz
Recommended Crossover Slope:	>18 dB/oct < 125 Hz
Dimensions:	45" x 45" x 22.5"
Weight:	230 lbs.
Finish and Features:	Black "TNT" indoor-outdoor carpeting
Enclosure Construction:	27 Hz Hyperbolic Flare T=.55 Horn Length 10.6 feet
	14-ply Baltic Birch w/extensive bracing
Horn Throat Compression Ratio:	3.4 to 1
Connectors:	Neutrik "Speakon" or EP4
Options:	Dolly Tray Custom Connectors Custom Handles Painting (Texlac) Fiberglass